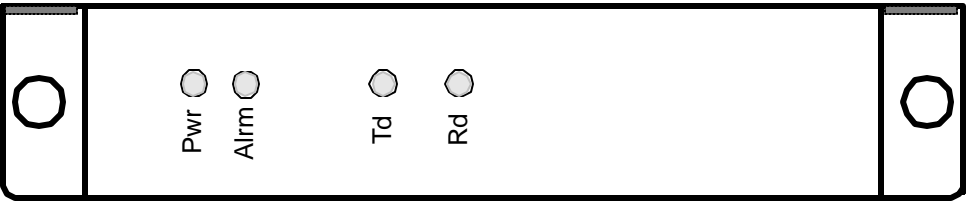


Typical Outline Drawing

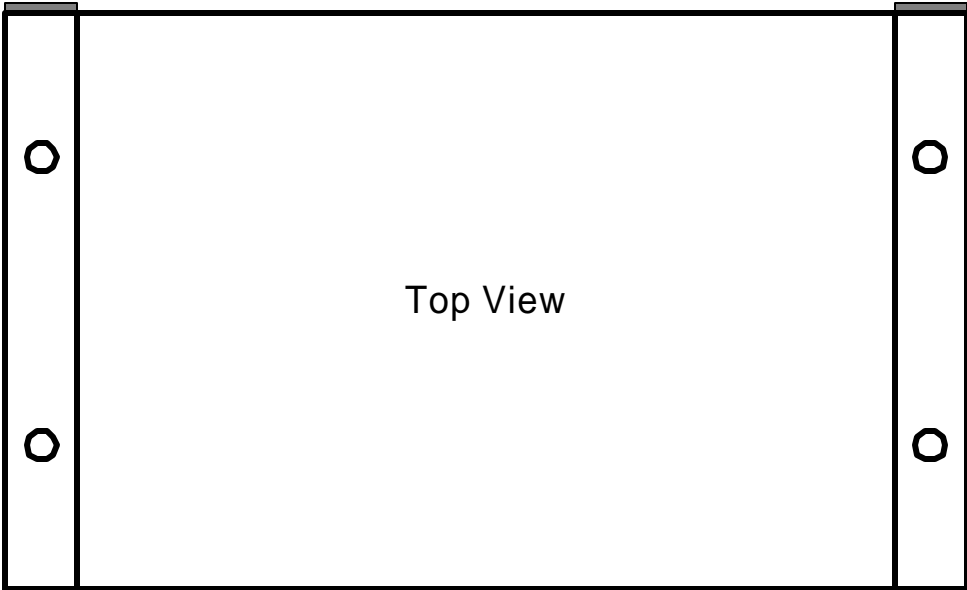
Inches (millimeters)



Front

2 front holes utilized by rack mounting panel

5.00" (127.0)



Top View

3.90" (99.1)
Max with connectors

0.75" (19.0)

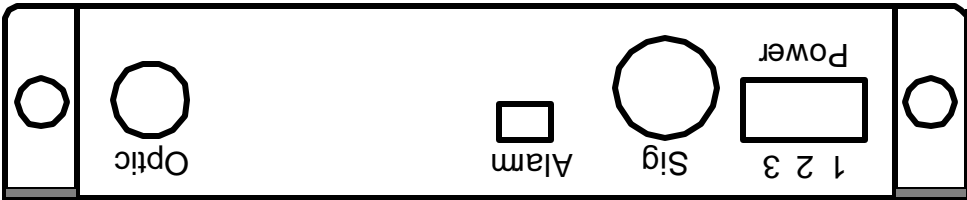
1.50" (38.1)

3.0" (76.2)

Side View

1.00" (25.4)

Rear



1.00" (25.4)

4.6" (116.8)

4 Ceiling / wall mounting Holes 0.156" (6.1) dia